

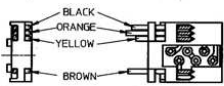
Standard PM Step Motors

PM35L-048-HPH7

Step Angle: 7.5°

Model Specifications

Model:	PM35L-048-HPH7
Shaft Length:	6 mm
Wire Length:	300mm fly lead (no connector)
Wire Holder:	90 deg. Left
Front Plate:	FPH
Electrical:	24V, 600mA
	Bipolar Constant Current
	15 ohms, MS70M

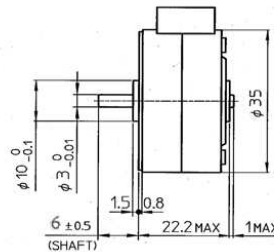
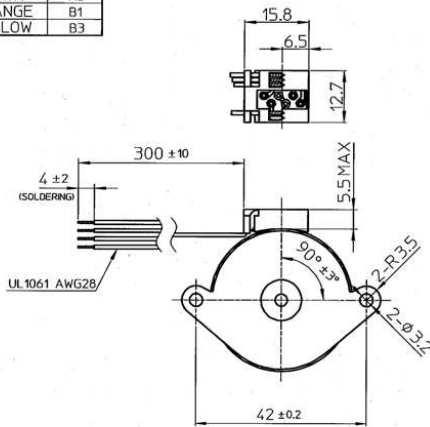


WIRE COLOR CODE

WIRE COLOR	MOTOR
BLACK	A1
BROWN	A3
ORANGE	B1
YELLOW	B3

STEP	BLACK	ORANGE	BROWN	YELLOW
1	-	+	+	-
2	-	-	+	+
3	+	-	-	+
4	+	+	-	-

SWITCHING SEQUENCE
(VIEWED FROM MOUNTING SURFACE)



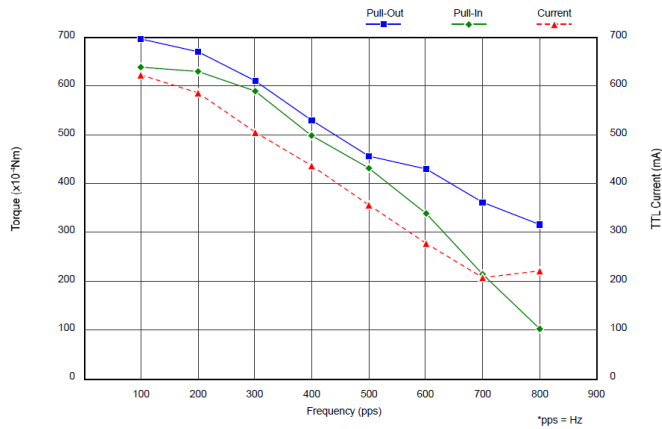
Standard PM Step Motors

PM35L-048-HPH7

DYNAMIC TORQUE CHARACTERISTICS (No. 62798)

(ALL VALUES ARE GAINED BY MEASUREMENT AND NOT SPECIFICATIONS VALUES)

Model : PM35L-048-HPH7
 Drive Mode : BIPOLAR CHOPPER
 Drive Voltage : 24.0 V
 Method : 2-2P
 Drive IC : UDN2917EB
 Surge/Current : / 600 mA / Phase (Peak)
 Coil Resistance : 15.0 Ω
 Magnet Material : MS70M
 Stator Material : SECC



(TTL Current = Over all current drawn by the driver)

Frequency (pps)	100	200	300	400	500	600	700	800
■ Pull-Out (x10 ⁻⁴ Nm)	695.3	668.8	610.0	528.6	456.0	429.5	361.9	315.8
◆ Pull-In (x10 ⁻⁴ Nm)	637.5	629.6	588.4	497.2	431.5	338.3	213.8	102.0
▲ Current (mA)	622	586	505	436	357	277	208	221

Minebea Motor Manufacturing Corporation